

Effects of Laser Cutter Speed

Constants

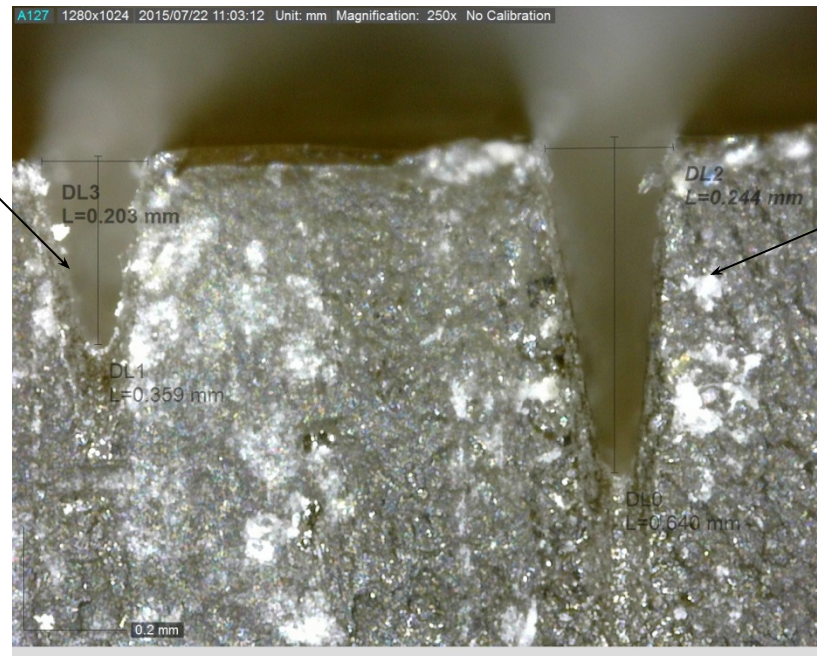
Power: 10%

2.40 mm z-axis

1000 PPI


10% and 20% Speed

20% speed




10% speed


30% and 40%



50% and 60%



70% and 80%



90% and 100%

