

Laser Cutter Power Variations


Constants:

Speed: 100%


PPI: 1000

2.4mm z-axis

90% and 100%




70% and 80%




60%



40% and 50%



20% and 30%



10%

